

# iTPM

## 2018.1.3 Update

### Release Notes

July 24, 2018



BFN Certified

# Table of Contents

- Overview of What's New
  - New Features
  - Other Technical
- Future Updates
  - Schedule
  - Enhancement Ideas
- Summary



BFN Certified

## *Safe Harbor Statement:*

Statements contained on this web page and with words "**product road map**" are **forward-looking statements**. Words such as "believe," "estimate," "intend," "will," "expect," "project," and similar expressions, as they relate to our future plans, are intended to identify such forward-looking statements. **All forward-looking statements are subject to various risks** and uncertainties that could cause actual results to differ materially from expectations. We reserve the right to adjust future plans as appropriate, based on client needs and market forces.

# Top 7 New Features 2018.1.3

1. [S-01714] A new way to enter allowances, estimated quantity and retail info on one form.
2. [S-01181] Create a calendar view of iTPM promotions.
3. [S-01788] Show more detail on the list when selecting a promotion for a settlement
4. [S-01760] From the promotion, multi-select and resolve deductions associated with the promotion.
5. [S-01683] Option to Auto-close approved promotions after “x” days
6. [S-01754] CSV Expense to automate the process of expensing deductions.
7. [S-01755] CSV Settlement to automate the process of resolving deductions to approved promotions.

# 1. A new way to enter allowances, estimated quantity & retail info on one form.

## Benefits:

- All data entry on one form saves mouse clicks
- Enter AND edit allowances, etc. by NetSuite item group or items

Click into each row, column to enter data, similar to Excel

The screenshot shows the 'Planning' tab of the i-TPM Promotion Planning form. At the top, there are tabs for Planning, Allowances, Estimated Quantity, Retail Info, KPI's, Settlement Requests, Reports, Files, Communication, Workflow, System Information, and Overlapping Promotions. Below the tabs, there are input fields for 'LS AMOUNT' (0.00), 'LS ACCOUNT' (a dropdown), and 'ALLOCATION TYPE' (By % of Revenue). A button labeled 'New - ITPM Promotion Planning' is also present. The main part of the form is a table with the following columns: ITEM, UNIT, ADDITIONAL DISCOUNTS?, MOP, %, RATE, BASE, INCREMENTAL, REDEMPTION, EST. EVERYDAY PRICE, EST. MERCH PRICE, EST. % ACV WITH DISPLAY, and ACTIVITY. The table contains three rows of data. The first row is for '-ACC group C (7 items)' with a Case unit, Yes for additional discounts, Bill-Back MOP, 2.50 rate, 100 base, 50 incremental, 100.0% redemption, and 0.0% ACV. The second row is for 'ACC00002' with an Each unit, Yes for additional discounts, Bill-Back MOP, 10.0% rate, 1 base, 40 incremental, 100.0% redemption, and 0.0% ACV. The third row is a new entry with a placeholder '<Type then tab>' for the item, a dropdown for unit, a dropdown for MOP (currently showing Bill-Back), and empty fields for the other columns. At the bottom of the table, there are buttons for 'Add', 'Cancel', and 'Insert'.

ITEM *	UNIT *	ADDITIONAL DISCOUNTS?	MOP *	%	RATE	BASE *	INCREMENTAL *	REDEMPTION *	EST. EVERYDAY PRICE	EST. MERCH PRICE	EST. % ACV WITH DISPLAY	ACTIVITY
-ACC group C (7 items)	Case	Yes	Bill-Back		2.50	100	50	100.0%			0.0%	
ACC00002	Each	Yes	Bill-Back	10.0%	1		40	100.0%			0.0%	
<Type then tab>			Bill-Back			0	0	100.0%			0.0%	

## 2. Promotion Calendar View.


### Benefits:

- Easier way to review your promotions and allowances



Customer	Item Description	Promotion Type	Promotion Description	ID	Start Ship	End Ship	UOM	MOP	%	Rate Per Unit	January				February				March				April				M
											7	14	21	28	7	14	21	28	7	14	21	28	7	14	21	28	
Kroger	12oz	EDLP	2018 EDLP	3	1/1/2018	12/31/2018	Case	OI	10%	\$1.50																	
Kroger	12oz	EDLP	2018 EDLP	3	1/1/2018	12/31/2018	Case	OI	10%	\$1.50																	
Kroger	12oz	EDLP	2018 EDLP	3	1/1/2018	12/31/2018	Case	OI	10%	\$1.50																	
Kroger	12oz	EDLP	2018 EDLP	3	1/1/2018	12/31/2018	Case	OI	10%	\$1.50																	
Kroger	12oz	EDLP	2018 EDLP	3	1/1/2018	12/31/2018	Case	OI	10%	\$1.50																	

### 3. Show more detail on the list when selecting a promotion for a settlement

**Benefit:** Save time finding the correct promotions for promotional settlements

 - iTPM Deduction 

57 OPEN

Edit Back Quick Split Split (CSV) Split Re-Invoice Match To Credit Memo Expense Settlement   Actions

Primary Information

Promotions are now in a list instead of a drop-down menu.

Promotions List

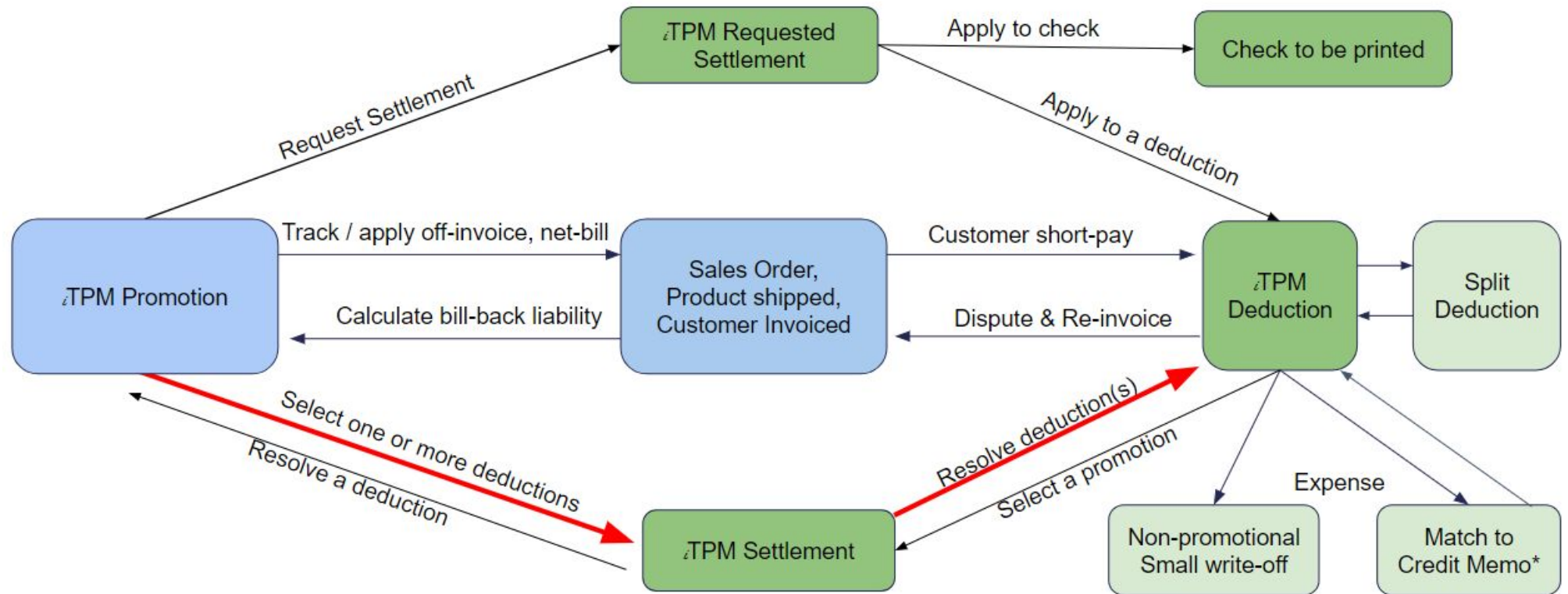
Cancel

APPLY TO	PROMOTION TITLE	OTHER REF CODE	PROMOTION TYPE	CONDITION	SHIP START DATE	SHIP END DATE	NET LIABILITY	OVERPAY	EST.SPEND	LE SPEND	MAX LIABILITY	EXPECTED LIABILITY	ACTUAL SPEND
2	Test Promotion - 05/29			Ad and EDLP (BB OI)	2/28/2018	2/28/2018	0.00	211.56	5,845.00	223.56	12.00	12.00	223.56
4	Test Promotion-J 05/29			Ad and EDLP (BB OI)	5/12/2018	5/28/2018	0.00	1,481.90	600.20	1,629.90	148.00	148.00	1,629.90
6	Testing 90 days Older			Ad and EDLP (BB OI)	2/28/2018	2/28/2018	12.00	0.00	12.00	23.00	12.00	12.00	11.00



## 4. Multi-select more than one deduction for settlements

**Feature:** We now support deduction settlement workflow starting on the promotion, and allow users to settle more than one deduction at a time.



## 4. Multi-select more than one deduction for settlements

### Benefit:

Save time and mouse clicks by selecting many deductions.

ORACLE NETSUITE

iTPM

Activities

iTPM

Billing

Customers

Vendors

- iTPM Promotion

Line pricing

New Settlement

Resolve Deductions

Refresh KPIs

Promotion Information

Resolve Deductions

Submit

Cancel

Use this tool to request settlements for more than one deduction. Please note-

The deductions selected below will be QUEUED for resolution. For IMMEDIATE resolution of deductions, do not use this tool. Resolve them individually.

The entire deduction open balance will be resolved by the settlement.

The entire settlement amount will be entered against the MOP selected below, for ALL settlements created in this process.

If the deduction open balance changes between now and the time of settlement creation, the settlement will not be created.

PROMOTION

Line pricing

CUSTOMER

Aaron Abbott

MOP \*

Bill-Back

Deductions •

RESOLVE	DEDUCTION NUMBER	DATE CREATED	CUSTOMER	ORIGINAL AMOUNT	PARENT DEDUCTION	ORIGINAL DEDUCTION	▲ OPEN BALANCE
<input type="checkbox"/>	20	5/30/2018	Aaron Abbott	1,000.00	- iTPM Deduction #18	- iTPM Deduction #17	1,000.00
<input type="checkbox"/>	21	5/30/2018	Aaron Abbott	1,000.00	- iTPM Deduction #18	- iTPM Deduction #17	1,000.00
<input checked="" type="checkbox"/>	22	5/30/2018	Aaron Abbott	1,000.00	- iTPM Deduction #19	- iTPM Deduction #17	1,000.00
<input type="checkbox"/>	25	5/30/2018	Aaron Abbott	2,584.98	- iTPM Deduction #25	- iTPM Deduction #17	2,584.98
<input type="checkbox"/>	26	5/30/2018	Aaron Abbott	515.89	- iTPM Deduction #26	- iTPM Deduction #17	450.33
<input type="checkbox"/>	33	5/30/2018	Aaron Abbott	166.00	- iTPM Deduction #24	- iTPM Deduction #17	166.00
<input type="checkbox"/>	35	5/30/2018	Aaron Abbott	111.00	- iTPM Deduction #30	- iTPM Deduction #17	111.00
<input type="checkbox"/>	39	5/30/2018	Aaron Abbott	350.00	- iTPM Deduction #28	- iTPM Deduction #17	350.00
<input type="checkbox"/>	45	5/30/2018	Aaron Abbott	185.00	- iTPM Deduction #40	- iTPM Deduction #17	185.00
<input checked="" type="checkbox"/>	47	5/30/2018	Aaron Abbott	500.00	- iTPM Deduction #43	- iTPM Deduction #41	500.00



## 5. Option to auto-close Approved promotions after “X” days

### Benefits:

One less TPM task to manually perform.

This insures promotions are always closed in a timely manner.

Set how auto-close by promotion type.

Leave the # of days blank or 0 to always close manually

### - iTPM Promotion Type

#### Ad, Display & TPR (BB NB OI)

EditBack

Actions ▾

##### Primary Promo Information

PROMOTION TYPE DESCRIPTION Ad, Display & TPR (BB NB OI)	FINANCIAL IMPACT Expense
METHODS OF PAYMENT Bill-Back Net-Bill Off-Invoice	VALID ACCOUNTS 6013 Trade Promotion : Open Deductions
VALID MERCHANDISING TYPES Ad Display TPR	DEFAULT ACCOUNT 6013 Trade Promotion : Open Deductions
	<div>NUMBER OF DAYS BEFORE AUTOCLOSURE 10</div>

##### Additional Promo Information


<input checked="" type="checkbox"/> SHOW ORDER DATES?	<input type="checkbox"/> BASE DEAL?
<input checked="" type="checkbox"/> SHOW PERFORMANCE DATES?	<input checked="" type="checkbox"/> REQUIRE ESTIMATED QUANTITY?
<input type="checkbox"/> SHOW AT RETAIL?	<input type="checkbox"/> PLAN INCREMENTAL SEPARATE FROM TOTAL?
<input type="checkbox"/> VALID FOR INDIRECTS?	<input type="checkbox"/> STACKABLE?
<input checked="" type="checkbox"/> ALLOW SETTLEMENTS WHEN PROMOTION IS ACTIVE?	STACKABLE WITH
<input type="checkbox"/> DO NOT UPDATE LIABILITY BASED ON ACTUALS	<input checked="" type="checkbox"/> AVAILABLE


## 6. CSV Expense to automate the process of expensing deduction.

**Benefit:** Save time and reduce data entry errors by using CSV files to quickly EXPENSE hundreds of open deductions with one CSV import.

Saved CSV Imports				
<a href="#">New</a>				
<a href="#">+ FILTERS</a>				
ID	NAME ▲	TRANSLATE	FIELD MAP	DESCRIPTION
29	- iTPM Deduction Bulk Expense	<a href="#">Translate</a>	<a href="#">View</a>	Expense the bulk of deductions

[Reply](#) [Reply All](#) [Forward](#) [IM](#)

 NetSuite <nmailer@netsuite.com>

 Alexander Ring

NetSuite CSV Import Notification (originally To: Alex.Ring@CGsquared.com)

Greetings from NetSuite!

Thank you for using the CSV Import Assistant. The status of your import is Completed.

Type of records imported: - iTPM Expense Queue  
Job Name: - iTPM Expense Queue - iTPM\_Bulk\_Expense\_2-Ded\_test\_dev3.csv - [Alex.Ring@CGsquared.com](#)  
File Name : iTPM\_Bulk\_Expense\_2-Ded\_test\_dev3.csv  
Import Map Name : - iTPM Deduction Bulk Expense  
Date and time of import: 6/8/2018  
Number of records imported: 2  
Number of records not imported: 0

If any records were not imported:  
1) Visit the Import status page at <https://system.netsuite.com/app/setup/upload/csv/csvs>  
2) On the Import status page, download the zip file of the record(s) that failed to import.  
3) Review the error message(s) provided for each failed record and resolve the error(s).  
4) Return to the CSV Import Assistant and re-import the record(s).

Sincerely,  
The NetSuite Staff

\*\*\*PLEASE DO NOT RESPOND TO THIS MESSAGE\*\*\*

## 7. CSV Settlement to automate resolving deductions to approved promotions

**Benefit:** Save time and reduce data entry errors by using CSV files to quickly create promotional SETTLEMENTS for hundreds of open deductions with one CSV import.

**Saved CSV Imports**

New

+ FILTERS

ID	NAME ▲	TRANSLATE	FIELD MAP	DESCRIPTION
30	- iTPM Bulk Settlements	Translate	View	This saved import is used to import the details into iTPM Resolution Queue custom record.

Reply Reply All Forward IM

NetSuite <nmailer@netsuite.com> Alexander Ring

NetSuite CSV Import Notification (originally To: Alex.Ring@CGSquared.com)

Greetings from NetSuite!

Thank you for using the CSV Import Assistant. The status of your import is Completed.

Type of records imported: - iTPM Resolution Queue  
Job Name: - iTPM Resolution Queue - iTPM\_Bulk\_Settlement\_test.csv - [Alex.Ring@CGSquared.com](mailto:Alex.Ring@CGSquared.com)  
File Name: iTPM\_Bulk\_Settlement\_test.csv  
Import Map Name: - iTPM Bulk Settlements  
Date and time of import: 6/16/2018  
Number of records imported: 1  
Number of records not imported: 1

If any records were not imported:

- 1) Visit the Import status page at <https://system.netsuite.com/app/setup/upload/csv/csvstatus.nl>
- 2) On the Import status page, download the zip file of the record(s) that failed to import.
- 3) Review the error message(s) provided for each failed record and resolve the error(s).
- 4) Return to the CSV Import Assistant and re-import the record(s).

Sincerely,  
The NetSuite Staff

\*\*\*PLEASE DO NOT RESPOND TO THIS MESSAGE\*\*\*

	A	B	C	D	E
1	Promotion Name	Deduction Number	Resolution Amour	MOP	Memo
2	Promotion on 06/05 #1	- iTPM Deduction #106	10	Lump Sum	Test Settlement #1 from Queue
3	Promotion on 06/05 #1	- iTPM Deduction #108	15	Bill-Back	Test Settlement #2 from Queue
4	Promotion on 06/05 #1	- iTPM Deduction #110	20	Off-Invoice	Test Settlement #3 from Queue
5					
6					

iTPM\_Bulk\_Settlements

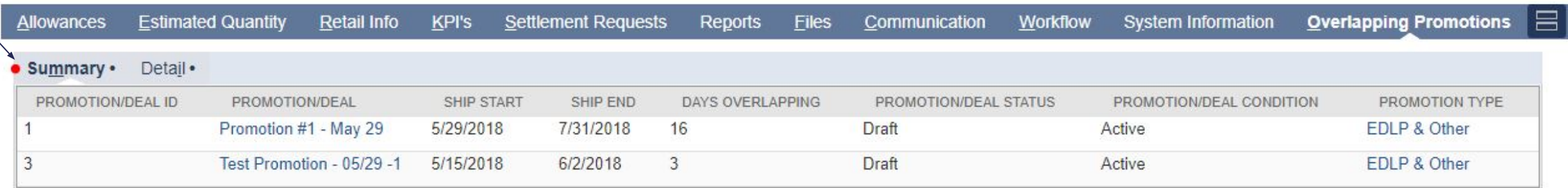
# Other Features 2018.1.3

8. [S-01686] *Summary* sublist for *Overlapping Promotions* sublist
9. [S-01690] Real-time total of split records (See the total of your splits as you enter each row.)
10. [S-01786] Add new columns on the Settlements list view to support month-end reporting.
11. [S-01790] Add UOM to the Item Summary sublist on the promotion Sales and Shipment reports.
12. [S-01688] “Please wait” banner when creating an allowance from NetSuite Item Groups with 3 or more items
13. [S-01787] Add column to the JE list view to support month-end reporting.



## 8. Summary subtab on the Overlapping Deals sublist

**Benefit:** Easier to see how many promotions are overlapping



Allowances	Estimated Quantity	Retail Info	KPI's	Settlement Requests	Reports	Files	Communication	Workflow	System Information	Overlapping Promotions
Summary • Detail •										
PROMOTION/DEAL ID	PROMOTION/DEAL	SHIP START	SHIP END	DAYS OVERLAPPING	PROMOTION/DEAL STATUS	PROMOTION/DEAL CONDITION	PROMOTION TYPE			
1	Promotion #1 - May 29	5/29/2018	7/31/2018	16	Draft	Active	EDLP & Other			
3	Test Promotion - 05/29 -1	5/15/2018	6/2/2018	3	Draft	Active	EDLP & Other			

text

Allowances

Estimated Quantity

Retail Info

KPI's

Settlement Requests

Reports

Files

Communication

Workflow

System Information

Overlapping Promotions

Summary

Detail

ITEM	ITEM CODE	PROMOTION/DEAL	SHIP START	SHIP END	DAYS OVERLAPPING	PROMOTION/DEAL STATUS	PROMOTION/DEAL CONDITION	PROMOTION/DEAL ID	PROMOTION TYPE	TOTAL ALLOWANCES AS %	TOTAL ALLOWANCE PER UOM	UOM
ACC00002	501	Promotion #1 - May 29	5/29/2018	7/31/2018	16	Draft	Active	1	EDLP & Other	0.84%	.80	Each
ACC00004	504	Promotion #1 - May 29	5/29/2018	7/31/2018	16	Draft	Active	1	EDLP & Other	0.4%	1.24	Each
ACC00005	505	Promotion #1 - May 29	5/29/2018	7/31/2018	16	Draft	Active	1	EDLP & Other	0.14%	.50	Each
ACC00007	507	Promotion #1 - May 29	5/29/2018	7/31/2018	16	Draft	Active	1	EDLP & Other	0.6%	1.63	Each
ACC00008	509	Promotion #1 - May 29	5/29/2018	7/31/2018	16	Draft	Active	1	EDLP & Other	1.1%	1.00	Each
ACC00009	510	Promotion #1 - May 29	5/29/2018	7/31/2018	16	Draft	Active	1	EDLP & Other	0.4%	1.43	Each
ACC00002	501	Test Promotion - 05/29 -1	5/15/2018	6/2/2018	3	Draft	Active	3	EDLP & Other	5.0%	4.75	Each



# 9. Real-time Balance of split records

**Benefit:** No need to use a calculator; always know the sum of your splits as you enter them.

Prevents losing the data you entered because the total doesn't match the open balance.

system.netsuite.com says

Total Line amount: \$201

You have Reaminging \$299 of Open Balance to Split

OK

Activities iTPM Trans

- iTPM Deduction Split

Save Cancel Reset

CUSTOM FORM

- iTPM Deduction Split Form

INACTIVE

ITPM DEDUCTION

- iTPM Deduction #46

ITPM AMOUNT

500.00

Splits Notes Files

SPLIT REFERENCE CODE	SPLIT MEMO	SPLIT AMOUNT	SPLIT DISPUTED?
1	1	100.00	
2	2	100.00	
3	3	1.00	
		0.00	

Add Cancel Insert Remove

ITPM OPEN BALANCE

500.00

ITPM SPLIT PROCESS COMPELETED?

ITPM IMPORT COMPLETED?

TOTAL LINE AMOUNT

201

## 10. Add new columns on the Settlements list view

**Benefit:** Easier to research settlement and deduction questions, especially when you export to Excel

**- iTPM Settlements Default: Results**
List Search Audit Trail

[Return To Criteria](#)

+

FILTERS

TOTAL: 10

SETTLEMENT # ▾	DATE	STATUS	CUSTOMER	PROMOTION	DEBIT	CREDIT	APPLIED TO
10	4/10/2018	Applied	Aaron Abbott	Test Promotion-J 05/29	100.00	100.00	- iTPM Deduction #40
9	5/28/2018	Requested / Unapplied	Aaron Abbott	Test Promotion - 05/29	43.56	43.56	- None -
8	4/10/2018	Processing	Aaron Abbott	Testing 90 days Older	20.00	20.00	- iTPM Deduction #37
7	5/27/2018						
6	5/22/2018						
5	5/30/2018						
4	5/21/2018						
3	5/30/2018						
2	5/24/2018						
1	5/29/2018						
Total							

**- iTPM Settlements Default: 10 Results**
List Search Audit Trail

[Return To Summary](#)

+

FILTERS

PROMOTION

- All - ▾

STYLE

Normal ▾

EDIT ☐

INTERNAL ID	SETTLEMENT # ▾	DATE	STATUS	CUSTOMER	PROMOTION	METHOD OF PAYMENT	ITEM	ACCOUNT	DEBIT	CREDIT	APPLIED TO	APPLIED TO DATE	APPLIED TO
12900	10	4/10/2018	Applied	Aaron Abbott	Test Promotion-J 05/29	Bill-Back	ACC00002	6013 Trade Promotion : Open Deductions	7.06		- iTPM Deduction #40	5/30/2018	- iTPM Deduction #40
12900	10	4/10/2018	Applied	Aaron Abbott	Test Promotion-J 05/29	Bill-Back	ACC00004	6013 Trade Promotion : Open Deductions	3.28		- iTPM Deduction #40	5/30/2018	- iTPM Deduction #40
12900	10	4/10/2018	Applied	Aaron Abbott	Test Promotion-J 05/29	Bill-Back	ACC00005	6013 Trade Promotion : Open Deductions	19.66		- iTPM Deduction #40	5/30/2018	- iTPM Deduction #40
12900	10	4/10/2018	Applied	Aaron Abbott	Test Promotion-J 05/29	Bill-Back		2000 Accounts Payable		30.00	- iTPM Deduction #40	5/30/2018	- iTPM Deduction #40
12900	10	4/10/2018	Applied	Aaron Abbott	Test Promotion-J 05/29	Lump Sum	ACC00002	6013 Trade Promotion : Open Deductions	2.64		- iTPM Deduction #40	5/30/2018	- iTPM Deduction #40
12900	10	4/10/2018	Applied	Aaron Abbott	Test Promotion-J 05/29	Lump Sum	ACC00004	6013 Trade Promotion : Open Deductions	4.30		- iTPM Deduction #40	5/30/2018	- iTPM Deduction #40
12900	10	4/10/2018	Applied	Aaron Abbott	Test Promotion-J 05/29	Lump Sum	ACC00005	6013 Trade Promotion : Open Deductions	13.06		- iTPM Deduction #40	5/30/2018	- iTPM Deduction #40
12900	10	4/10/2018	Applied	Aaron Abbott	Test Promotion-J 05/29	Lump Sum		2000 Accounts Payable		20.00	- iTPM Deduction #40	5/30/2018	- iTPM Deduction #40

TOTAL: 8

## 11. Add UOM to the Sales and Shipment reports

**Benefit:** Prevents confusion when reading the shipment report

Actual Sales

PROMOTION #  
9

PROMOTION REFERENCE CODE  
Line pricing

PROMOTION DESCRIPTION

START DATE  
1/1/2018

END DATE  
12/31/2018

CUSTOMER DESCRIPTION  
Aaron Abbott

Actual Sales • Item Summary

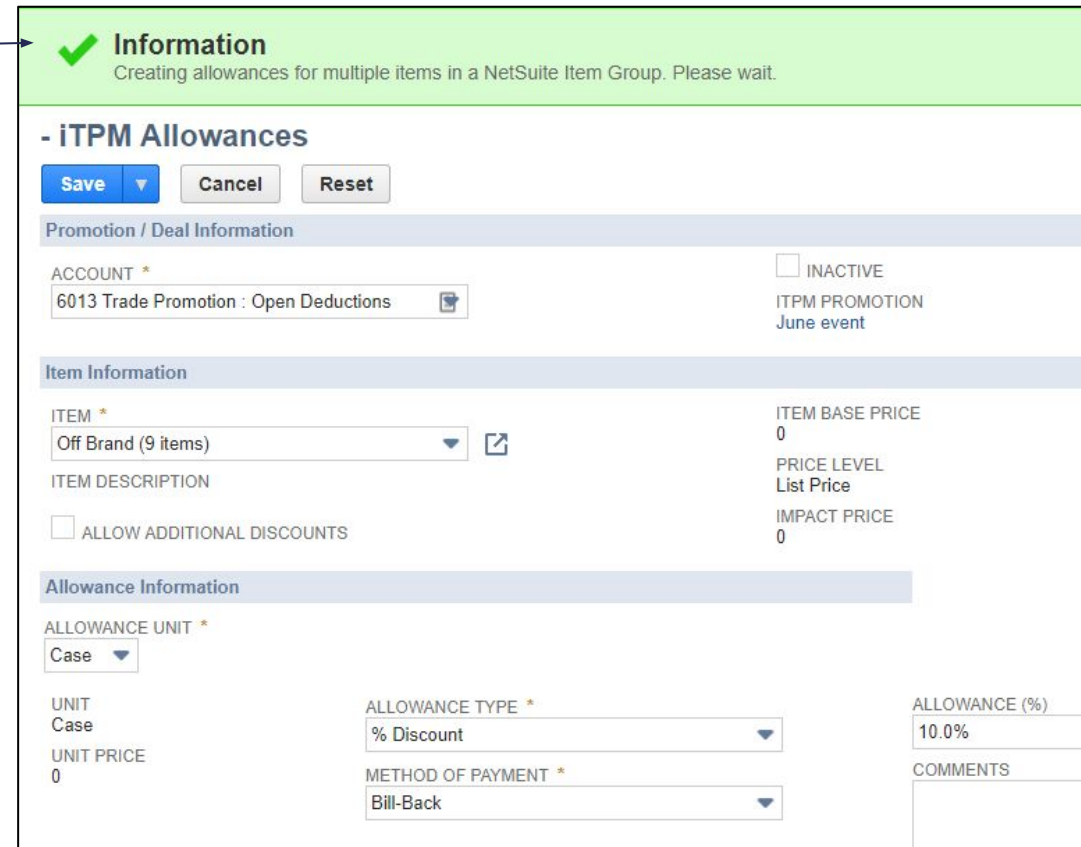
ITEM	ITEM DESCRIPTION	UOM	QUANTITY ▲
ACC00002	ACC size 2	Each	25
ACC00004	ACC size 4	Each	12
ACC00005	ACC size 5	Each	13
ACC00010	ACC size 10	Each	2

## 12. 'Please wait' banner after selecting NetSuite Item Group for allowances

**Benefit:** User gets confirmation that iTPM is working, creating allowances for multiple items in a group.

Before this banner,

- The user wasn't aware that they selected a NetSuite Item Group.
- User didn't know if iTPM was working or if the web page was 'frozen'.



The screenshot shows the 'iTPM Allowances' form. At the top, a green banner with a checkmark icon contains the text 'Information' and 'Creating allowances for multiple items in a NetSuite Item Group. Please wait.' Below this, the form has sections for 'Promotion / Deal Information', 'Item Information', and 'Allowance Information'. The 'Promotion / Deal Information' section includes an 'ACCOUNT' field with the value '6013 Trade Promotion : Open Deductions' and an 'INACTIVE' checkbox. The 'Item Information' section includes an 'ITEM' dropdown menu with 'Off Brand (9 items)' selected, an 'ITEM DESCRIPTION' field, and an 'ALLOW ADDITIONAL DISCOUNTS' checkbox. The 'Allowance Information' section includes an 'ALLOWANCE UNIT' dropdown menu with 'Case' selected, a 'UNIT' field with 'Case' entered, a 'UNIT PRICE' field with '0' entered, an 'ALLOWANCE TYPE' dropdown menu with '% Discount' selected, a 'METHOD OF PAYMENT' dropdown menu with 'Bill-Back' selected, and an 'ALLOWANCE (%)' field with '10.0%' entered. There is also a 'COMMENTS' field.

## 13. Add column to the JE list view to support month-end reporting

**Benefit:**  
Save time when reviewing and researching iTPM related journal entries for month-end close.

 - iTPM Journal Entries: Results List Search Audit Trail

[Return To Criteria](#)

+ FILTERS

TOTAL: 43

JE DATE ▼	DOCUMENT NUMBER	MEMO	AMOUNT (CREDIT)	AMOUNT (DEBIT)	APPLIED TO DATE
6/11/2018	JOU00000392	Applying Settlement #21 to Deduction #67	50.00	50.00	6/11/2018
6/8/2018	JOU00000391	Expense for Deduction 70	33.00	33.00	6/7/2018
6/8/2018	JOU00000390	Expense for Deduction 68	50.00	50.00	6/7/2018
6/8/2018	JOU00000389	Applying Settlement #20 to Deduction #58	1.34	1.34	6/8/2018
6/8/2018	JOU00000388	Applying Settlement #19 to Deduction #55	2.00	2.00	6/8/2018
6/8/2018	JOU00000387	Applying Settlement #17 to Deduction #61	2.70	2.70	6/8/2018
6/8/2018	JOU00000387	Applying Settlement #18 to Deduction #54	0.66	0.66	6/8/2018
6/6/2018	JOU00000386	Expense for Deduction 59	3.98	3.98	5/31/2018
6/6/2018	JOU00000385	Applying Settlement #12 to Deduction #64	100.00	100.00	6/6/2018
6/6/2018	JOU00000384	Expense for Deduction 65	40.00	40.00	6/1/2018
6/6/2018	JOU00000383	Expense for Deduction 66	10.00	10.00	6/1/2018
6/5/2018	JOU00000381	Applying Settlement #11 to Deduction #26	88.00	88.00	6/5/2018
6/4/2018	JOU00000380	Applying Settlement #9 to Deduction #26	348.48	348.48	5/28/2018
5/30/2018	JOU00000379	Applying Settlement #10 to Deduction #40	400.00	400.00	4/10/2018



# Update Schedule

The next update is tentatively scheduled for **Fall 2018**.

iTPM Anticipated Releases	Anticipated Date Generally Available*
2018.2.1	November 2018.  Release date and enhancements may change based on client needs and requests.

\* Subject to change

# Enhancement Ideas

The following are enhancement candidates that are being considered for future iTPM updates:

- [S-01792] Event-based accruals.
- [S-01816] Apply a vendor bill to a promotion.
- [D-01169] Classifications should roll forward. (Credit memo to deduction, deduction to settlement, etc.)
- [S-01870] Settlements should not hit the A/P account. Redesign to eliminate the two-step JE.
- [S-01812] Ability to select an indirect account on the promotion plan, and filter the promotion list by indirect account.
- [S-01877] If the customer has a price level, default the promotion price level to the customer's price level.
- [S-01873] Promotion Incremental analysis & ROI report / view
- [S-01869] Calendar report to have option to show item groups, not just item detail
- [R-01261] Consolidate journal entries when using CSV Bulk Expense

Refer to the *Admin Release Notes* for known issues that are also candidates for the next release.

# Summary

- Email questions and issues to [support@cgsquared.com](mailto:support@cgsquared.com)
- Updated User Guides are available at [www.i-TPM.com/training-resources](http://www.i-TPM.com/training-resources)
- Technical release notes available at [www.i-TPM.com/admin-training-resources](http://www.i-TPM.com/admin-training-resources)